



EV12-150(12V150Ah)



Specification

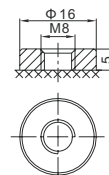
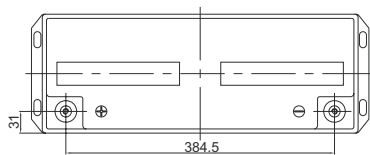
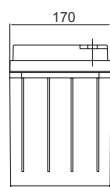
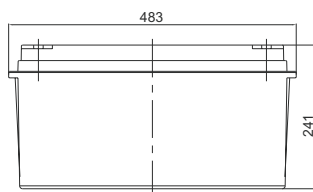


EV (Electric Vehicle) series is specially designed for frequent discharge deep cycle application. By using the specially designed active material, strong grids and thick plate construction, the EV series battery offers reliable performance in high load situations and could provide competitive cycle performance. Suitable for Electric Vehicle and Golf cart; Industrial equipment, Floor machines, Forklifts, Aerial lifts, and Robotics; Marine, RV, and no-idle solutions; Mobility and Medical equipment; and most outdoor application.



Cells Per Unit	6
Voltage Per Unit	12
Capacity	150Ah@20hr-rate to 1.75V per cell @25°C
Weight	Approx. 47.0 Kg (Tolerance ± 1.5%)
Internal Resistance	Approx. 4 mΩ
Terminal	F12(M8)/F5(M8)
Max. Discharge Current	1500A (5 sec)
Cold Cranking Ampere(CCA)	715A
Maximum Charging Current	45.0A
Reference Capacity	C3 116.1AH
	C5 132.0AH
	C10 143.0AH
	C20 150.0AH
Float Charging Voltage	13.6 V~13.8 V @ 25°C Temperature Compensation: -3mV/°C/Cell
Cycle Use Voltage	14.6 V~14.8 V @ 25°C Temperature Compensation: -4mV/°C/Cell
Operating Temperature Range	Discharge: -20°C~60°C
	Charge: 0°C~50°C
	Storage: -20°C~60°C
Normal Operating Temperature Range	25°C ± 5°C
Self Discharge	RITAR Valve Regulated Lead Acid (VRLA) batteries can be stored for up to 6 months at 25°C and then recharging is recommended. Monthly Self-discharge ratio is less than 3% at 25°C. Please charged batteries before using.
Container Material	A.B.S. UL94-HB, UL94-V0 Optional.

Dimensions



F12 Terminal

Length	483±2mm (19.0 inches)
Width	170±2mm (6.69 inches)
Height	241±2mm (9.49 inches)
Total Height	241±2mm (9.49 inches)
Terminal	Value
M5	6~7 N*m
M6	8~10 N*m
M8	10~12 N*m

Unit: mm

Constant Current Discharge Characteristics : A(25°C)

F.V/Time	30MIN	1HR	2HR	3HR	4HR	5HR	8HR	10HR	20HR
1.60V	152.5	89.1	54.3	41.4	32.9	27.8	18.4	15.3	7.80
1.65V	149.3	87.4	53.4	40.7	32.4	27.5	18.2	15.1	7.72
1.70V	145.1	85.1	52.2	39.9	31.8	27.0	18.0	14.9	7.63
1.75V	139.3	82.1	50.5	38.7	31.0	26.4	17.6	14.7	7.50
1.80V	131.4	77.9	48.2	37.1	29.8	25.5	17.0	14.3	7.32
1.85V	120.3	72.0	44.9	34.8	28.2	24.2	16.3	13.7	7.05

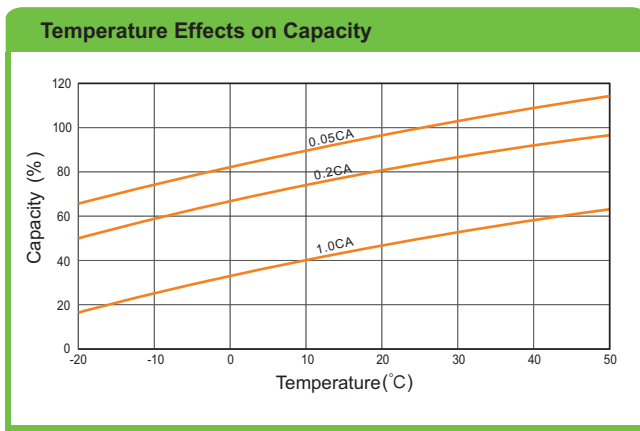
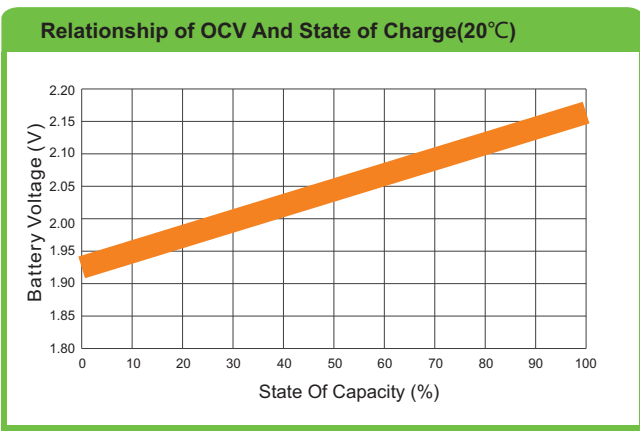
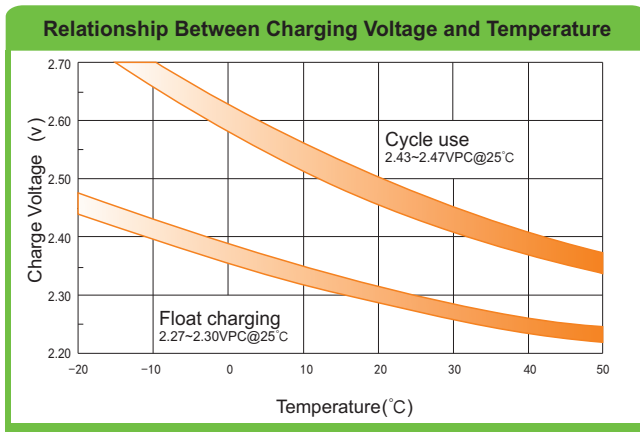
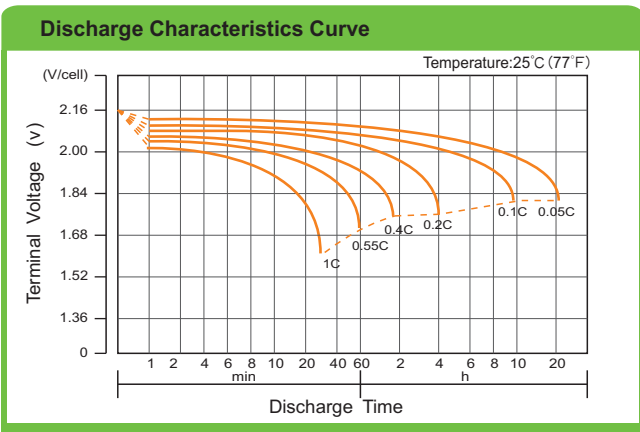
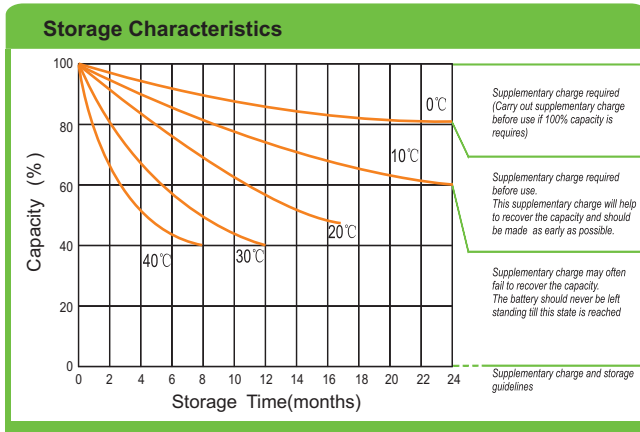
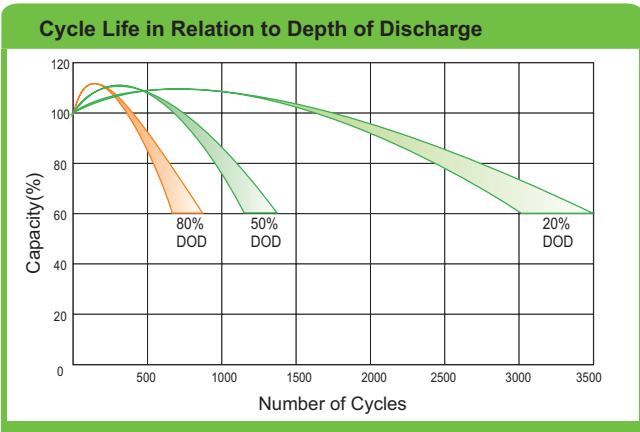
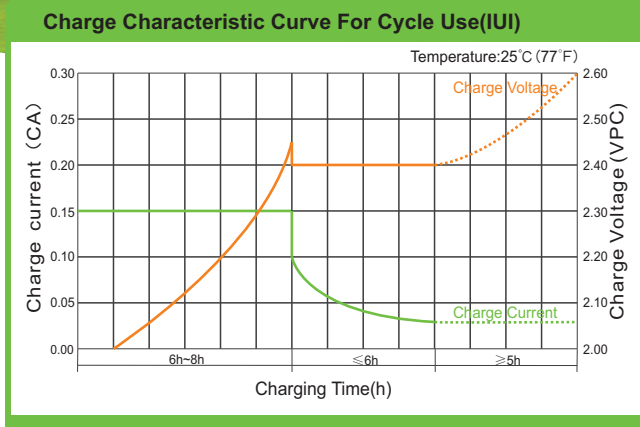
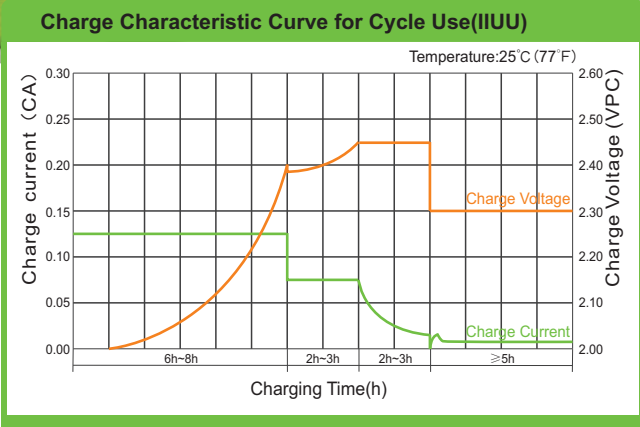
Constant Power Discharge Characteristics : WPC(25°C)

F.V/Time	30MIN	1HR	2HR	3HR	4HR	5HR	8HR	10HR	20HR
1.60V	277	167	103	79.0	63.1	53.6	36.0	30.1	15.3
1.65V	275	165	102	78.3	62.6	53.2	35.7	29.8	15.2
1.70V	269	161	100	76.8	61.6	52.4	35.2	29.4	15.1
1.75V	261	156	97	74.9	60.2	51.4	34.5	28.9	14.8
1.80V	249	149	93.2	72.1	58.1	49.8	33.6	28.2	14.5
1.85V	230	139	87.2	67.9	55.1	47.5	32.1	27.1	14.0

(Note) The above characteristics data are average values obtained within three charge/discharge cycle not the minimum values.



EV12-150(12V150Ah)



(Note) All above information shall be changed without prior notice, Ritar reserves the right to explain and update the latest information.