

DG6-310 (6V310Ah)



Specification

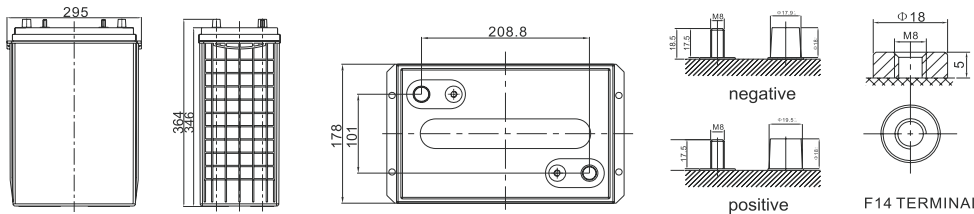
Cells Per Unit	3
Voltage Per Unit	6
Capacity	310Ah@20hr-rate to 1.75V per cell @25°C
Weight	Approx. 44.5 Kg (Tolerance ± 1.5%)
Internal Resistance	Approx. 2.1 mΩ
Terminal	F22(M8)/F14(M8)
Max. Discharge Current	3100A (5 sec)
Design Life	15 years (floating charge)
Maximum Charging Current	62.0 A
Reference Capacity	C3 220.8AH C5 245.0AH C10 281.0AH C20 324.0AH
Float Charging Voltage	6.80 V~6.90 V @ 25°C Temperature Compensation: -3mV/°C/Cell
Cycle Use Voltage	7.10 V~7.20 V @ 25°C Temperature Compensation: -4mV/°C/Cell
Operating Temperature Range	Discharge: -40°C~60°C Charge: -20°C~50°C Storage: -40°C~60°C
Normal Operating Temperature Range	25°C ± 5°C
Self Discharge	RITAR Valve Regulated Lead Acid (VRLA) batteries can be stored for up to 6 months at 25°C and then recharging is recommended. Monthly Self-discharge ratio is less than 3% at 25°C. Please charged batteries before using.
Container Material	A.B.S. UL94-HB, UL94-V0 Optional.



DG (Deep Cycle GEL) series is pure GEL battery with 15 years floating design life, it is ideal for standby or frequent cyclic discharge applications under extreme environments. By using strong grids, high purity lead and patented Gel electrolyte, the DG series offers excellent recovery capability after deep discharge under frequent cyclic discharge use, and can deliver 450 cycles at 100% DOD. Suitable for solar & wind system, CATV, marine, RV and deep discharge UPS, and telecommunication, etc.



Dimensions



Length	295±1mm (11.6 inches)
Width	178±1mm (7.01 inches)
Height	364±1mm (13.6 inches)
Total Height	364±1mm (14.3 inches)
Terminal	Value
M5	6~7 N*m
M6	8~10 N*m
M8	10~12 N*m

Unit: mm

Constant Current Discharge Characteristics : A(25°C)

F.V/Time	15MIN	30MIN	1HR	2HR	3HR	4HR	5HR	8HR	10HR	20HR
1.60V	442.3	296.4	180.7	108.1	74.7	61.2	50.1	34.5	29.2	17.8
1.65V	433.2	293.8	179.8	107.3	74.4	61.0	49.8	34.3	28.9	17.1
1.70V	426.4	292.0	178.2	106.5	73.9	60.7	49.5	34.0	28.6	16.6
1.75V	410.7	287.4	176.5	105.7	73.6	60.1	49.0	33.7	28.4	16.2
1.80V	383.0	277.5	172.3	103.8	71.6	58.7	48.1	33.1	28.1	15.2
1.85V	347.5	262.4	163.7	99.2	68.4	55.9	46.0	31.7	27.2	14.5

Constant Power Discharge Characteristics : WPC(25°C)

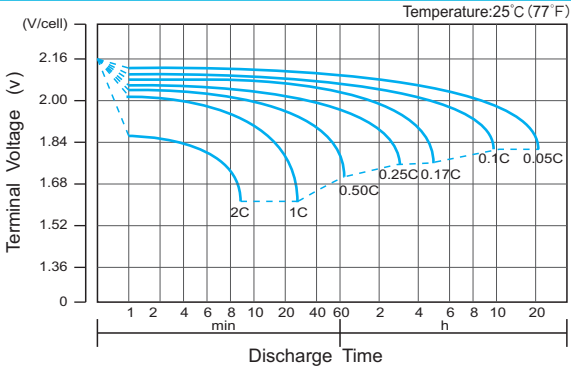
F.V/Time	15MIN	30MIN	1HR	2HR	3HR	4HR	5HR	8HR	10HR	20HR
1.60V	785	546	337	206	144	118	96.6	66.6	56.3	30.5
1.65V	773	539	336	205	144	118	96.3	66.2	56.0	29.9
1.70V	764	541	334	203	143	117	96.0	65.8	55.5	29.4
1.75V	737	533	331	202	142	116	94.8	65.3	54.9	28.8
1.80V	690	516	325	199	139	114	93.1	64.2	54.4	28.3
1.85V	628	489	311	192	133	108	89.1	61.5	52.8	26.6

(Note) The above characteristics data are average values obtained within three charge/discharge cycle not the minimum values.

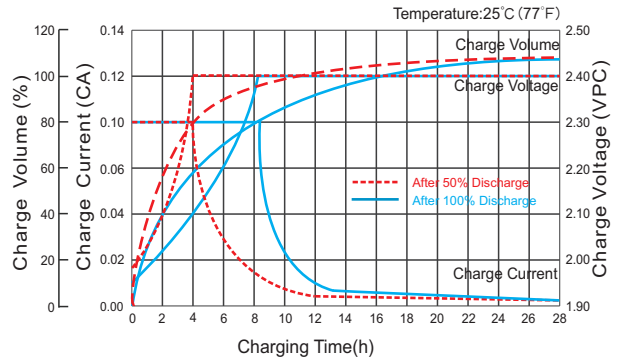
DG6-310(6V310Ah)



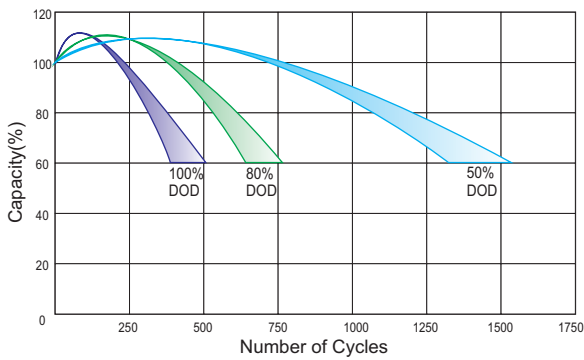
Discharge Characteristics Curve



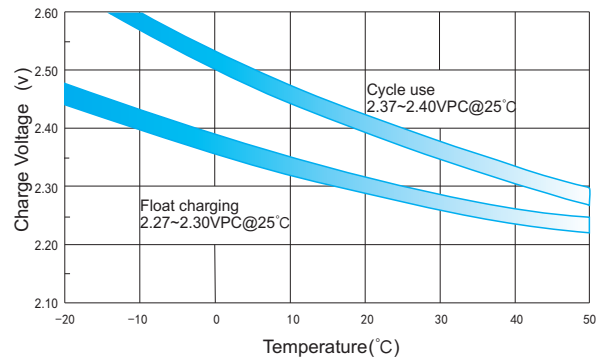
Charge Characteristic Curve for Cycle Use(IU)



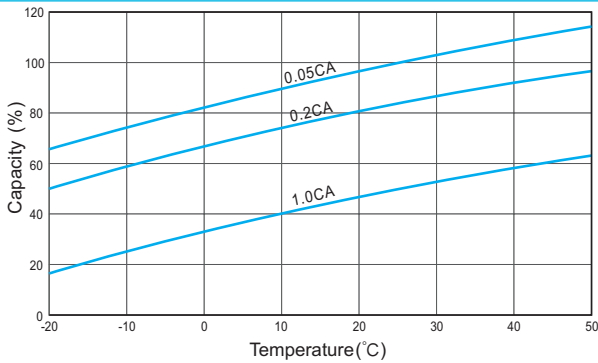
Cycle Life in Relation to Depth of Discharge



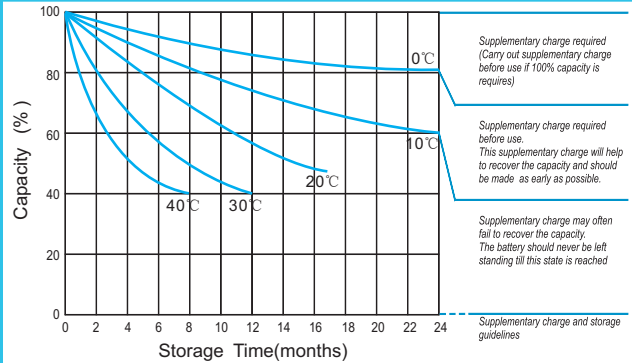
Relationship Between Charging Voltage and Temperature



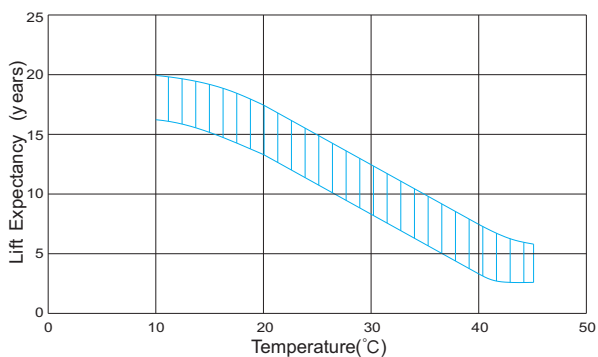
Temperature Effects on Capacity



Storage Characteristics



Effect of Temperature on Long Term Life



Relationship of OCV And State of Charge(20°C)

